




Final Report

Washakie and Big Horn County
Community Survey
Needs and Services
March 2011



What Are We Trying To Find Out



- Extent of Poverty in County
- Factors Support the Creation of Poverty
- Factors Exacerbate Impacts of Poverty
- Services and Resources Currently Available to Offset Creation or
- Impact of Poverty
- Priorities for Meeting Needs
- Barriers to Services




Four-Pronged Strategy

- Community Surveys (clients and CSBG service agencies)
- Focus Group Interview
- Review of Relevant Quantitative Data
- Public Comment (Dialogue on Poverty)



Survey Population

- 165 low income clients of current Community Service Block Grant agencies
- 17 Community Service Block Grant (CSBG) Agencies



Survey Results




Number Returned

- 96 Agency Client
 - Big Horn County (50)
 - Washakie County (46)
- 16 CSBG Agencies
- 112 TOTAL SURVEYS RETURNED or 61.5% RETURN RATE - Excellent!!!



Client Survey Demographics



- Surveys were compiled according to CSBG Agency and Age groups
 - Big Horn County respondents:


Basin -11	Burlington - 6
Byron -1	Greybull - 18
Lovell -19	Manderson - 3
Shell - 2	
No Community Listed - 1	
 - Washakie County respondents:

Ten Sleep - 12	Worland - 23
----------------	--------------



Survey Demographics

- Every age group had respondents
 - 18-23: Big Horn 7 Washakie 3
 - 24-44: Big Horn 15 Washakie 15
 - 45-54: Big Horn 7 Washakie 6
 - 55-69: Big Horn 13 Washakie 3
 - 70+: Big Horn 12 Washakie 6
 - No Age: Big Horn 7 Washakie 2



Demographic Generalities Big Horn County

- Non-Hispanic (35) and White (55)
- Female (46)
- Most respondents were 24-44 (15) or 55-69 (13) or 70+ (12)
- Majority were two parent households (24) and 2 adults no children (17)
- Majority had a family size of two (16)
- Majority have lived in Big Horn County for over 21 yrs.(23)
- Most have health insurance (37)
- Most are not disabled (35)
- Were high school graduates/GED (22) and 2 or 4 years college graduate(16)
- 13 Households earned \$37,011+ and 12 households earned \$0-\$10,830
- Most have employment only (19) as the source of family income.
- Majority own home(36)
- Majority spend between \$2251-\$500/month on Housing (24) but 16 families spend between \$0-\$250 on housing
- Majority spend between \$151-\$300/month on Groceries (22)
- Majority spend up to \$150/month on medication (34)




Demographic Generalities Washakie County

- Non-Hispanic (22) and White (30)
- Female (23)
- Most respondents were 24-44 (15)
- Majority were single persons (17)
- Majority had a family size of one (16)
- Majority have lived in Washakie County for over 21 yrs.(17)
- Most did **not** have health insurance (22)
- Most are not disabled (22)
- Were high school graduates/GED (12) and 9-12/Non-Graduate (11)
- Most earned \$0-\$10,830 (16)
- 1 Household earned \$37,011+
- Most have employment only (11) and SSI (10) and as the source of family income.
- Majority rents (17) but many own home (12)
- Majority spend up to \$250/month on Housing (16) but 10 families spend between \$251 - \$500 on housing
- 13 families (each) spend up to \$150/month & up to \$300/month on Groceries
- Majority spend up to \$150/month on medication (22)



CSBG Agency Demographics

- Majority are Private Not for Profit
 - Big Horn County (4) Washakie County (4)
- Part of a Larger Organization:
 - Big Horn County (5- Yes)
 - Washakie County (4-Yes - 4 No)
- People Served:
 - Big Horn County FY 2009: 79-985, Average 605, FY 2010 to date: 29-600, Average 348
 - Washakie County: FY 2009, 10-480, Average 50, FY 2010 to date: 7-100, Average 50
- Low Income Served:
 - Big Horn County: 30-450, Average 208
 - Washakie County: 10-480, Average 50 FY 2009 CSBG, 14-2,418;
- Age Groups Served by Agencies:
 - Big Horn County
Children (5), Seniors (5), Infants (4), Adults (4), Adolescents (3), Families (3) and Other (2)
 - Washakie County Children (5), Families (4), Adolescents (3), Adults (3) and Seniors (3)




Agency Demographics



- Majority serve
 - Big Horn County: 4 serve Big Horn County
 - Washakie County: 2 serve Big Horn Basin, 2 serve Town of Ten Sleep and rural Ten Sleep area
- Criteria to Receive Services:
 - Big Horn County: Income (6), other (3)
 - Washakie County: Age (3), Income (3), Problem or diagnosis (3)



Kind of Services Agencies Provide



Big Horn County

- Medical, Dental, Prescription & Eye care (2)
- Food, Commodities/Nutrition Services (2)
- Other (Healthy Families and Utilities-Rent Payments)
- Education/Literacy, Employment Training, Linkages to Resources, Senior Services, Transportation, Youth Services, (1 each)

Washakie County


- Disabilities (12)
- Linkages to Resources (4)
- Transportation (3)
- Medical, Dental, Prescription & Eye care
Education/Literacy, Emergency Services, Family Services, Employment/Training, Youth Services (2 each)
- Affordable housing, Senior Services, Eye Care, Mental Health (1)



Examples of Services to Low Income From Other Agencies

Big Horn County - Meals/rides, phone, office and personal contact at their homes, liaison for family, emergency medical project, education and referrals to other agencies.

Washakie County - Congregate or home delivered meals, teach them how to prepare nutritious meals and save money, transportation, 24 hour care and housing, breakfast items to families school aged children at a free or reduced rates, referral to outside entities and home visits with families, connect to children with caring adult mentors, free after school programming, connect families with community resources.



2. More Money or Less Money in the Past 3 Years/Changes in Clients

Clients: **Less- Big Horn -35, Washakie-22**

Why?

Clients: **High Cost of Living - Big Horn (18), Washakie - Other (10)**

Agencies: **(10)**

Other Comments:

Clients: **Better job/Got a job (2)**

Health (2)


No jobs (2)

Gone back to school/Went back to school, so had to quit full time job. (2)

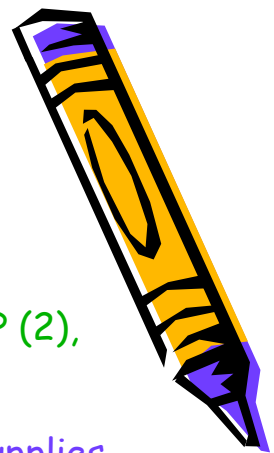
No raise for SSI, SSA (2)

Husband became disabled/Went through rehab and now putting life together. Hurt on job. (2)

Agencies: **We service the elderly population and have seen an increased need in our services because cost of living has increased.**



3. What new services did your family need (client response) in the past 3 years?



Clients

Big Horn: SNAP/More Food/Meals Delivered/Food Stamps (6), Medical (4), LIEAP (2), Utility Bills/Town Bill Water and Electricity (2), WIC (2), Mental Health (2)

Washakie: Medical/Medical Routine/Health Services/Help with cpap machine & supplies (6), Food Stamps/SNAP/Nutrition and cooking Classes (4), Housing/Housing Assistance (3), Employment/Job/Unemployment (3) Insurance/Health Insurance (2)

Agencies: Medicare Part D help/Health Services/Medical, dental, eye care (5) L&R, meals, rides, financial, gas monies, electrical assistance, heating assistance, more housing support/housing(2), more dental needs, employment opportunities, meals, personal emergency response system, parents need respite time, need help finding good child care, advocating for their children with the school, and need support from other parents who want to raise their children well.



4. Do You Know of Any 2 or More Community Agencies Providing Same Service



- No: **Clients (76)/Agencies (13)**
- Yes: **Hands-To-Help-Waiver WSIL
DFS, WIC, Food Stamps
Greybull Thrift Store provides
food baskets to low income
homes every 6 months**



5. Vulnerable (At-Risk Population) Clients



Big Horn County

- Elderly/Seniors (13)
- Single Parents/Single Mom families/Single parents not viewed as an acceptable life style. (3)
- Disabled/More disabled (2)
- Hispanic families because of language barrier/low education for parents (2)
- Those without jobs/Unemployed/Those unable to find work.

Washakie County

- Low income families/Low to middle income families/Low income, unemployed/Not enough resources middle to low class working people - medical (7)
- Elderly-lack of services (2)
- Dentist who takes Medicaid here in this county. Only one is in Lander - too far to go/If they do not have medical insurance they most likely can't afford medical attention if needed also they won't qualify for equality care because they make too much money. (2)




5. Vulnerable (At-Risk) Population - Agencies



- Seniors high cost of health care and higher food and utilities on fixed incomes/Single seniors/Senior abuse is on the rise across the nation/Elderly (5)
- Children living in homes where parents are not working or do not manage money and or with health problems/Households with the parents are not working or on fixed income with large bills/Children of single parents, children with parents who have problems with addiction, and children whose parents do not have access to AFFORDABLE safe child care (3)
- Low income - under insured. They are less willing to ask for help/Low income (2)



6. Change Family to Become Self-Sufficient- Clients



Big Horn County

- Housing (6)
- Health affordable insurance for adults/Medical cost assistance/Health care/Health care for myself.(6)
- Money (4)
- Jobs and housing/A job/Job opportunities (3)
- More help with food/More food. (2)
- An activity and recreation center (no bars). They really have nothing - socially for people except BARS or belong to the Eagles. Bingo is good (we have) but NOT all people like it. (2)

Washakie County

- Jobs/Jobs and job training (8)
- Medical/Affordable medical care for those without insurance/Medical and good jobs/Medical help/Health care for myself /Dentist who takes Medicaid here in this county. Only one is in Lander - too far to go.(6)
- Insurance/Housing and insurance (5)
- Housing (3)
- Food (2)



Change to Become Self-Sufficient (Clients)




- Big Horn County
 - More jobs and better job/better wages/More living wage job opportunities (11)
 - Money/More money/More finances/Lots of Money/Have enough money to pay bills (10)
 - Go to school and get my nursing and GED/Go to school (2)
 - I'd like to break even and be able to put money away for emergencies, retirement or maybe even a vacation (wishful thinking on my part).
- Washakie County
 - Better paying jobs with more benefits at less cost to employees/Jobs and house fixed/More jobs/or training for employment - get a good job/Job work status/Get back to work. (5)
 - More insurance options for middle class/More insurance options/Give the entire family health insurance/Being able to afford health care for me. (3)
 - More money/Make more money (2)
 - Housing and jobs/Housing (2)




6-7. Agency Thoughts

- Pressing Need of Clients
 - Jobs/Good Job with health insurance and lower cost of living/Getting a good job that pays well and will health insurance then paying high utility bills./Employment (4)
 - Transportation (3)
 - Nutrition (2)
 - Health Care/Medical - No insurance (2)
- Change One thing for Your Clients To Get Out of Poverty
 - More jobs with higher pay/Make more jobs available/More job opportunities, better education, classes to boost one's ego. Community working together for the good of all./Offer them training in a skilled profession. (3)
 - Lower bills (2)
 - Budget training, increase services for seniors, give them knowledge about issues facing seniors.
 - I would want to remove the stigma of people in poverty as being lazy.
 - No hungry children.




Kind of Assistance Tripartite Board Can Provide



- Big Horn County - More funding, monies for eye care/emergency assistance/monies for medical needs, dental, etc., timely and consistent payments when vouchers are submitted, solicitation for Pantry and for donations.
- Washakie County - Better organized in sending out funds, funding for special projects, transportation, free office space in Lovell, more money or continue the grant money (2)




Most Important Services For Client's Family To Become Sufficient



- All - Big Horn: 160 Washakie: 70
- Health - Big Horn: 87 Washakie: 61
- Nutrition/Food- Big Horn: 89 Washakie: 51
- Education - Big Horn: 74 Washakie: 61
- Employment & Training- Big Horn: 65
 Washakie: 64
- Housing - Big Horn: 75 Washakie: 60

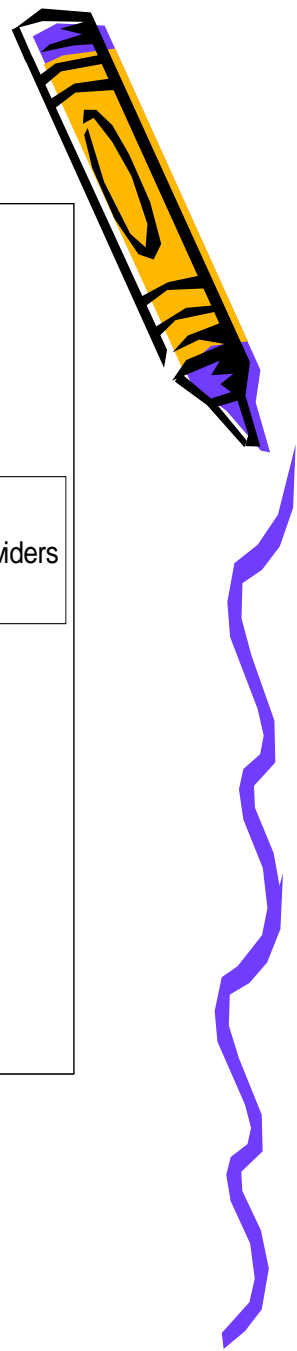


Most Important Services For Agencies' Clients To Become Sufficient

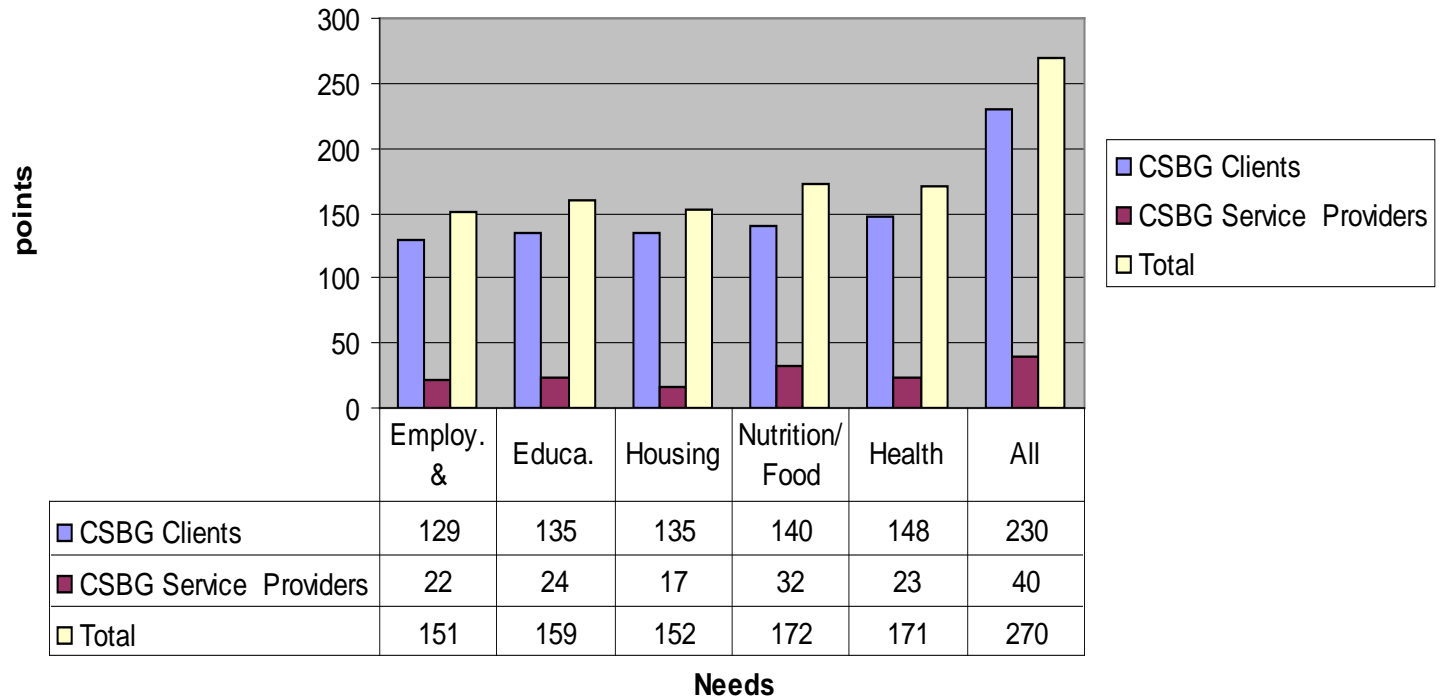


- All (40 pts.)
- Nutrition/Food (32 pts.)
- Education (24 pts.)
- Health (23)
- Employment and Training (22 pts.)





Washakie Big Horn County Survey of Greatest Needs



Survey Data Comments



13 Big Horn County CSBG agency "clients" that are exceeding the 2010 Poverty Guidelines.

1 Washakie County CSBG agency "client" that is exceeding the 2010 Poverty Guidelines


May have been "mixed" sampling in Big Horn County

Reminder: CSBG agencies need to screen families for family income and number of people living in the household before receiving CSBG services.




Questions about the Surveys??

May I take questions?




Focus Group Interview Thursday, October 7, 2010



- Washakie County Public Health, Community Agencies (11 participants), 10:00AM-12:00PM
- Purpose:
 - What human services have clients accessed in the past 12 months in Big Horn and Washakie County?
 - Are there any services that they need but can't be accessed?
 - What are most important needs?
 - What are least important needs?
 - What do you think would help to get out of poverty self-sufficient?
 - What services do clients need?
 - Any other comments?
 - Do the comments verify information in survey?



Needs



Services Clients Accessed in Past 12 months:

- Commodities (canned goods, staples, noodles), housing, emergency utilities and rental assistance

Services that Clients Needs but Can't be Accessed

- Mortgage Payment
- List of other resources and a list of referrals for obtaining services
- Home Repair, Mortgage Assistance and Car Repair
- Financial budgeting.
- Many are considered homeless - if they didn't have a family to help them out. There are a lot of people who couldn't sustain a home of their own. How do you get by with \$0?

Most Important Needs

- All - all needs help people to get out of entitlement
- Employment and Training - all the needs would go away



Sufficiency



Least important

- Linkages with other programs
- Making better use of available resources
- Clients aren't interested in getting connected with other programs. The clients focus on one need at a time.
- Not interested in financial budgeting but they need it.

Help to Get Families Self-Sufficient

- Budgeting Class - find resources to pay for class so that clients can take the class.



Help from the Tripartite Board

- To explore resources to provide financial planning
- Set-aside funds might be used for this.
- There are a lot less people coming in for help. We need to collect data on this.



Questions on Focus Group??

May I take questions?



Quantitative Data

POPULATION

Big Horn County: 11,581 (1% increase over 2000)

- Highest category of increase is 60 to 64 years old with a 28% increase and 50-59 years old with a 26%
- Largest age category by number is 15-19 years (877), 10-14 years old (831) and 50-54 years old (825)
- 10% increase in Burlington and 15% increase in Cowley.


Washakie County: 7,911 (5% decrease over 2000)

- Highest category of increase/decrease is 60 to 64 years old with a 28% increase and 40 to 44 years old with a 23% decrease
- Largest age category by number is 51-54 years (601), 15-19 Years (597) and 55-59 (595)
- 8% increase in Ten Sleep and a decrease of 8% in the balance of Washakie County

Race/Ethnicity

Both counties had a decrease in White Race and within that race there was an increase of the Hispanic population (Big Horn: 278+Hispanics, Washakie: 424+)

- All other races with the exception of Asians and Hawaiian and other Pacific Islanders had an increase.



Income/Employment Data

Big Horn County Median Family Income - \$55,300, 830 families (25.2%) make between \$50,000-\$74,999

Washakie County Median Family Income - \$61,600, 759 families (22.6%) make between \$35,000-\$49,999 and 690 families make between \$50,000 to \$74,999

Big Horn County: Average Weekly Wage is \$634

Washakie County: Average Weekly Wage is \$489

Headwater Economics states Average Earning per Job adjusted for inflation have risen from 1970 to 2006

Big Horn County: \$31,705 (1970) to \$32,228 (2006), an increase of 1.6%

Washakie County: \$32,038 (1970) to \$33,153 (2006), an increase of 3.4%

Females in Big Horn County earn income of \$29,440 (\$566.15/week), while males make \$38,635 (\$742.98/week), 31.2% more.

Females in Washakie County earn income of \$29,042 (\$558.50/week) while males earn \$42,216 (\$811.85/week) or 45.3% more.



More on Jobs

Unemployment Rate


Big Horn County - 7.1% or 359 people (9/10) and Washakie County was 5.6% or 238 people (9/10)

Job Growth

- According to Headwater Economics the majority of job growth occurred:
 - Big Horn County: 73% in wage and salary employment with mining gaining most of total gained.
 - Washakie County 70% in wage and salary employment with services gaining most of total gained. Service providing employees (2,013 workers) were paid an average of \$24,768 and are typically female workers.



Housing/Cost of Living Data



Housing

Big Horn County

- Housing units increased 3.39% or 5,278 between 2000 to 2010
- Average apartment rent (decrease of 16.9%) to \$472 with vacancy rate of 10.53%
- Average sales price of existing, detached single family home was \$89,239

Washakie County

- Housing units increased 1.92% or 3,724 between 2000 to 2010
- Average apartment rent (decrease of 5.3%) to \$427 with vacancy rate of 3.67%.
- Average sales price of existing, detached single family home was \$133,754

Cost of Living

Big Horn County


- 4th lowest in State (ranking of 89) (100 is the statewide average)
- Medical is highest at 105
- Food is second highest at 103
- Housing is lowest ranking at 77.

Washakie County

- 7th lowest in the state with ranking of 91.
 - Apparel is highest at 114
 - Medical is second highest at 108
 - Housing is lowest rank at 77.



Poverty



Community Services Block Grant Poverty Factors (low income, unemployed, food stamps, Medicaid, POWER, applications for state assistance, and SSI) shows that Big Horn and Washakie Counties ranks 8th and 7th respectively, reflecting a poverty Ranking of 1.71% or 1.55% of CSBG funds. Factors include:

- Low Income Population: Big Horn: 1,265 Washakie: 825
- People Out of Work: Big Horn: 355 Washakie: 274
- Food Stamps: Big Horn: 133 Washakie: 228
- Title XIX: Big Horn: 751 Washakie: 677
- Power TANF: Big Horn: 2 Washakie: 5
- Applications Rec'd for Assis.: Big Horn: 65 Washakie: 79
- SSI: Big Horn: 178 Washakie: 88



US Census Bureau- Big Horn: 982 people live below poverty level while in Washakie County 398 people live below poverty level.

Health and Mental Health



- Health Care
 - 17.6% of Big Horn County and 18% of Washakie County does not have health care plan
 - 23.5% of Big Horn County and 20.3% Washakie County did not have a personal doctor
 - 10.7% of Big Horn County and 11.5% of Washakie County indicated they were unable to get needed care in past 12 months
- Dental Health
 - 38.2% of Big Horn County and 33.6% of Washakie County have had no dental visit in past year
 - 29.1% of Big Horn County and 24% of Washakie County have poor oral health, i.e., they lost 6+ teeth for age 45+
 - 41% of Big Horn County and 37.3% of Washakie County indicated that their teeth hadn't been cleaned in past year.



Health and Mental Health



- 6% of Big Horn County and 6.8% of Washakie County of reporting population have frequent mental distress, stress, and depression (9.2% statewide)
- 9% of Big Horn County and 8.4% of Washakie County indicated that they participate in binge drinking as compared to 14.2% of the state population.
- 2.7% of Big Horn County and 2.5% of Washakie County indicated they are heavy drinkers as compared to 5.5% of the state population.
- 2.3% of Big Horn County and 1.3% Washakie County indicated they are extreme drinkers as compared 3.9% statewide.



Maternal and Infant Health



- Teen Birth has decreased in both counties:
 - Big Horn County from 15 in 2008 to 11 in 2009.
 - Washakie County from 15 in 2008 to 8 in 2009.
- Decrease in birth rate in both counties:
 - Big Horn County from 143 in 2008 to 125 in 2009
 - Washakie County from 103 in 2008 to 90 in 2009.
- Decrease in low birth weight babies:
 - Big Horn County from 8 in 2008 to 5 in 2009
 - Washakie County from 9 in 2008 to 3 in 2009.
- Significant number of mothers who smoked during pregnancy:
 - Big Horn County 29 mothers (16.3% of all birthing mothers)



Children and Youth Concerns



- **Children & Youth in Poverty**

- **Big Horn County: 15% or 471 children, 0-18 live in poverty.**

- 40% of school children have free and reduced lunches.

- Of the 3,292 families, 6.2% or 204 families in Big Horn County live below the poverty level.

- Of these families 36% or 73 families are with female householder, no husband present

- » Of this amount 42.3% (31 families) have related children under 18 years

- » Of that amount 87.8% (27.2 families) have related children under 5 years only.

- **Washakie County: 15% or 320 children, 0-18 live in poverty.**

- 45% of school children have free and reduced lunches.

- Of the 2,237 families, 2.3% or 51 families in Washakie County live below the poverty level.

- Of these families 27.1% (14) families are with female householder, no husband present


- » Of this amount 31.9% (4 families) have related children under 18 years

- » Of that amount 100% (4 families) have related children under 5 years only.



Teen Drop-Outs

- Big Horn County (#1, #2, #3, #4) have 10 drop-outs
- Washakie County (#1, none in #2) have 22 drop-outs.



Other Needs Assessments




- Headwaters Economics
- NASCP CSBG/IS Performance Indicators Survey
 - More females (1,296)
 - 70+, 1396 largest age group and 55-69 (477) second largest age group
 - Ethnicity: 59 Hispanic, 2,008 Not Hispanic
 - Race: White (2,040)
 - Education 0-8 - 218
 - Health Insurance: 50 or 55.5%, No
 - Disabled: 71 or 64.5% Not Disabled
 - Family Type: 26 or 41.9% Two Parent Household, and Single Persons -23 or 37%, Single Parent Female -13 or 21%
 - Family Size: 391 or 69.4%
 - Source of Family Income: 81.5% of families have 1 or more sources of income and those are from employment only, SSI and social Security
 - Level of Family Income: 28.2% are 101%-125% of HHS Guidelines and 25.8% are 51% to 75% of HHS Guidelines
 - Housing: 50% own and 50% rent.



Questions on Data Analysis?

May I take questions?

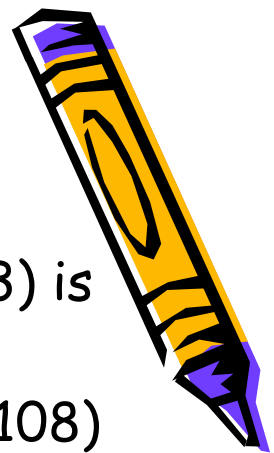


Summary - Extent of Poverty

- 4.3% (2,090 out of 49,464) of statewide population live in poverty
- Between 4.8% (Washakie County) -8% (Big Horn County) live below the poverty level (1,326 people) Total of 255 families (Big Horn: 204 and Washakie: 51) that live below the poverty level.
- Of these families 36% or 73 families in Big Horn County and 27.1% or 14 families in Washakie County are with female householder, no husband present.
 - Of these female householders families 42.3% or 31 families in Big Horn County and 4 families (31.9%) in Washakie County have related children under 18 years who live below federal poverty level.
 - Of these same 87.8% families or 27.2 families in Big Horn County and in Washakie County all 100% or 4 families have children that are under 5 years only.
- 471 children in Big Horn County and 320 children in Washakie County (15%) live below federal poverty level.
- In Big Horn County, 40% of the children and in Washakie County 45% of the school children have free and reduced school lunches. Statewide the average of school children with free and reduced lunch is 31%.



Factors Support Creation of Poverty:



- Medical (105) is the highest cost of living and food (103) is the second highest cost (103) in Big Horn County.
 - Apparel (114) is the highest cost of living and medical (108) is the second highest cost of living in Washakie County.
 - At least 1,707 families in Big Horn County live below the median family income while in Washakie County 2,144 families live below the median family income.
 - In Big Horn County 7.1% of workers or 359 people are unemployed and in Washakie County 5.6% of workers or **238 unemployed people**.
 - Between 27.1% and 36% of families and people whose income in the past 12 months is below the poverty level are families with female householder with no husband present.
- Financial budgeting skills are lacking.



Factors Exacerbate Impacts of Poverty




- Jobs that are not at a living wage. Jobs that are available at \$7.50 per hour. . are not going to pay the bills.
- Travel long distances to buy lower cost food, apparel and receive services.
- Lack of medical insurance which results in either not receiving medical attention or medical bills that taps at the family's meager income.




Services and Resources Currently Available to Offset Creation or Impacts of Poverty

- Excellent services available but clients are not taking advantage of such services.
- Good linkages among various providers of services and resources
- Gaps in service:
 - Dental services for low income especially children
 - Mortgage assistance
 - Home Repair
 - Car Repair



Priorities for Meeting Needs



- Nutrition/Food
- Health (Medical, Dental Services, Prescription Drugs, and Eye care)
- Education
- Housing
- Employment & Training
- Making Better Use of Available Resources

Target Populations:

- Children and youth under 18
- Families with children under 5 years of age
- Single Parents/Single Mothers
- Seniors




Barriers to Services



- Lack of knowledge of financial management skills and the importance of savings
- Lack of knowledge of other resources in the community
- Lack of transportation to areas for cheaper commodities and apparel
- Single mothers are not viewed valuable and are considered not important to receive services.
- Stigma that low income are lazy.
- More funding (local, state, federal) to non-profits




What's Next?



- Disseminate results of Needs Assessment on a local website -. Any others?
- Tripartite Board determines the Community Action Plan
- Advertise Community Action Plan and have Public Hearing
- Prepare Request For Proposals for CSBG grant that align with Community Action Plan.
- Receive Proposals and allocate resources.
- Submit Application To State



Community Action Plan





- Funding should be allocated according to the 2010 needs assessment findings
- Submitted with Washakie Big Horn County Tripartite Board application
- At minimum, funding should be directed to
 - Nutrition/Food
 - Health (Medical, Dental Services, Prescription Drugs, and Eye care)
 - Education
 - Housing
 - Employment and Training
 - Making Better Use of Available Resources



Questions on Community Action Plan and What Happens Next?

May I take questions?



Thank You!

- Thank you for allowing me to be a part of this Needs Assessment.
- Thank you to the Board of Directors for Washakie Big Horn Counties Tripartite Board for sponsorship of this needs assessment.
- Thank you to State WY Community Services Block Grant Program for funding of this needs assessment.
- Thank you to all who participated in the survey - clients and agencies.
- Thank you to Nancy Patrick and Tricia Dean for your assistance through this process.

